

# TP70P-21EX1R

EN Instruction Sheet  
TR Bilgi Dökümanı  
TW 安裝說明  
CN 安装说明



- EN ✎ This is an OPEN TYPE module and therefore should be installed in an enclosure free of airborne dust, humidity, electric shock and vibration. The enclosure should prevent non-maintenance staff from operating the device (e.g. key or specific tools are required for operating the enclosure) in case danger and damage on the device may occur.
- FR ✎ Ceci est un module ouvert et il doit donc être installé dans un coffret à l'abri des poussières, des vibrations et ne pas être exposé aux chocs électriques. Le boîtier ou l'armoire doit éviter toute action d'un personnel autre que celui affecté à la maintenance de l'appareil (par exemple, clefs, outils spécifiques pour l'ouverture du coffret), ceci afin d'éviter tout accident corporel ou endommagement du produit).
- TR ✎ Bu ürün AÇIK TİP bir modül olup toz, rutubet, elektrik şoku ve titreşimden uzak kapalı yerlerde muhafaza edilmelidir. Yanlış kullanım sonucu ürünün zarar görmesini önlemek için yetkili olmayan kişiler tarafından ürüne müdahale edilmesini önleyecek koruyucu önlemler alınmalıdır. (Ürünün bulunduğu panoya kilit konulması gibi).
- TW ✎ 本機為開放型 ( OPEN TYPE ) 機種，因此使用者使用本機時，必須將之安裝於具防塵、防潮及免於電擊衝擊意外之外殼配線箱內。另必須具備保護措施 ( 如：特殊之工具或鑰匙才可打開 ) 防止非維護人員操作或意外衝擊本體，造成危險及損壞。
- CN ✎ 本机为开放型 ( OPEN TYPE ) 机种，因此使用者使用本机时，必须将其安装于具防尘、防潮及免于电击/冲击意外的外壳配线箱内。另必须具备保护措施 ( 如：特殊的工具或钥匙才可打开 ) 防止非维护人员操作或意外冲击本体，造成危险及损坏。

EN Assembly

TR Montaj

TW 安裝

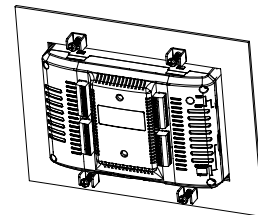
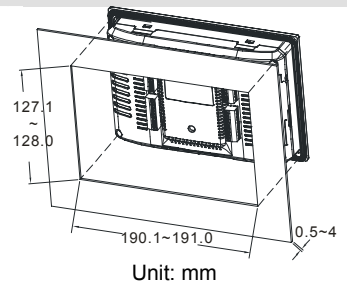
CN 组装

EN Please put the text panel into a board. Use the fasteners and the screws in the package. Insert the fasteners into the slots on the text panel, and then tighten the screws (torque: 4.75 kg-cm).

TR Lütfen paneli bir zemin üzerine yerleştiriniz. Paket içerisindeki montaj aparatları ve vidalarını kullanınız. Montaj aparatlarını panel üzerindeki deliklerine yerleştirin ve vidaları ile sıkınız (tork: 4.75 kg-cm).

TW 請直接將 TP 由盤面的正面直接放入，使用原廠包裝中所附的固定架含螺絲，直接嵌入後蓋四端凹槽處固定，並將螺絲平均鎖緊即可 ( 扭力：4.75 kg-cm )。

CN 请直接將 TP 由盤面的正面直接放入，使用原厂包装中所附的固定架含螺絲，直接嵌入后盖四端凹槽处固定，并将螺絲平均鎖緊即可 ( 扭力：4.75 kg-cm )。



TÜRKİYE  
İTHALATÇI FİRMA

FABRİKA AYGITLARI SİSTEM TEKNOLOJİSİ BİLGİSAYAR YAZILIM VE  
ELEKTRONİK PAZARLAMA İTHALAT İHRACAT ANONİM ŞİRKETİ

FAST Plaza Küçükbakkalköy Mh. Dereyolu Sk. No:4  
ATAŞEHİR / İSTANBUL  
T: +(90) 216 574 94 34 F: +(90) 216 574 16 60  
E: satis@fastltd.net W: www.fastltd.net

Üretici Firma  
Delta Electronics, Inc.

Taiwan  
31-1 Xingbang Road,  
Guishan Industrial Zone,  
Taoyuan County 33370,  
Taiwan  
TEL: 886-3-362-6301  
FAX: 886-3-362-7267

China  
1688 Jiangxing East Road,  
Wujiang Economic Development Zone  
Wujiang City, Jiang Su Province,  
People's Republic of China (Post code: 215200)  
TEL: 86-512-6340-3008  
FAX: 86-769-6340-7290

EN I/O TR I/O TW 輸入輸出 CN 輸入輸出

EN I/O wiring, 24VDC, 5mA, 8-point input, 250VAC, <30VDC, 1.5A, relay, 8-point output

2-channel analog current input/1-channel analog current output, 12-bit resolution; conversion time: 3ms/channel

2-channel temperature input, 2/3-wire Pt100, resolution: 0.1°C (16-bit), conversion time: 300ms/channel

TR I/O bağlantısı, 24VDC, 5mA, 8-nokta giriş, 250VAC, <30VDC, 1.5A, röle, 8-nokta çıkış

2-kanal analog akım giriş/1-kanal analog akım çıkış, 12-bit çözünürlük; çevrim zamanı:3ms/kanal

2-kanal sıcaklık sensör giriş, 2/3-kablolu Pt100, çözünürlük: 0.1°C (16-bit), çevrim zamanı: 300ms/kanal

TC 輸入輸出接線, 24VDC/5mA · 8 點數位輸入 · 250VAC, <30VDC · 1.5A · 繼電器 · 8 點數位輸出

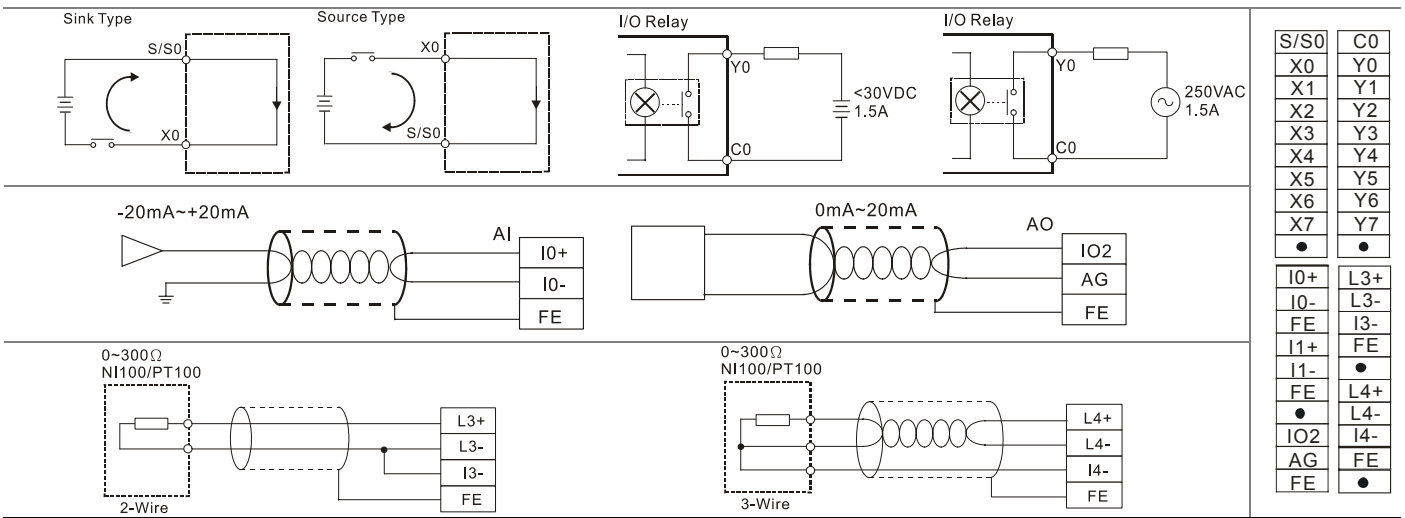
2 通道類比電流信號輸入/1 通道類比電流信號輸出 · 12 位元解析度; 轉換時間: 3ms/通道

2 通道溫度輸入 · 2/3 線 PT100 感測器 · 解析度: 0.1°C (16 位元) · 轉換時間: 300ms/通道

輸入輸出接線, 24VDC/5mA · 8 點數位輸入 · 250VAC, <30VDC · 1.5A · 繼電器 · 8 點數位輸出

CN 2 通道模拟电流信号输入/1 通道模拟电流信号输出 · 12 位分辨率; 转换时间: 3ms/通道

2 通道温度输入 · 2/3 线 PT100 传感器 · 分辨率: 0.1°C (16 位) · 转换时间: 300ms/通道

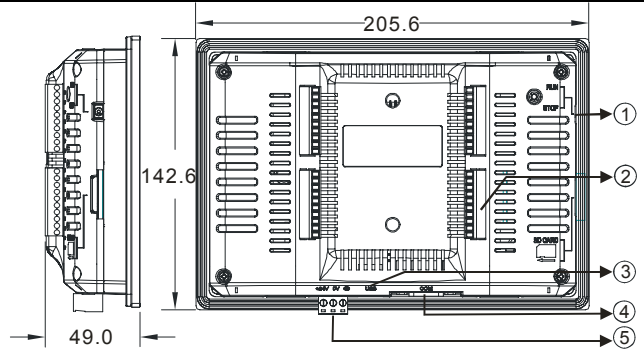


EN Dimensions(mm) & Product Profile

TR Ölçüler(mm) & Ürün Görünüşü

TW 尺寸 (mm) 及產品外觀

CN 尺寸 (mm) 及產品外觀



EN	TR	TW	CN
1 RUN/STOP switch	RUN/STOP anahtarı	RUN/STOP 開關	RUN/STOP 开关
2 I/O terminals	I/O klemensleri	輸出/輸入端子	输出/输入端子
3 USB port used to upload/download a program	USB port program yükleme/çekme için kullanılır	程式上下載通訊埠 (USB)	程序上下載通訊端口 (USB)
4 Communication connector	Haberleşme konnektörü	通訊連接埠	通讯连接端口
5 DC connector	DC konnektör	DC 電源供應	DC 电源供应

EN	TR	TW	CN
Pin definition	Pin açıklama	接腳定義	接脚定义
PIN	5 6 7 8 9		
RS-485(COM2) - for PLC mode	GND D+ D-	D- N/C N/C	N/C N/C
RS-485(COM3) - for TP mode	GND N/C N/C	N/C D+ D-	D+ D-